

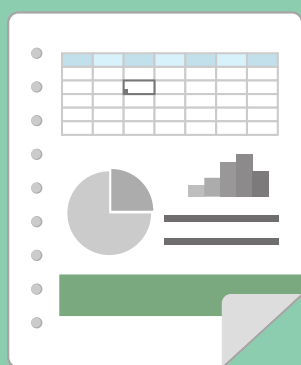
HOW TO TRADE MUNICIPAL BONDS

THE STOCK MARKET GAME™ WAY

LOG IN




Log in to your SMG portfolio at www.stockmarketgame.org. Don't know your login info? Ask your teacher to contact your local SMG Coordinator to re-send.



DO YOUR RESEARCH


Before trading, research different Municipal Bonds. Need help starting? Research on EMMA at Emma.msrb.org.

SET UP THE TRADE



In your portfolio click "Enter a Trade" under the Trade menu. Select "Bond Trade" and choose the type of trade you want to make (Buy or Sell). Then click "Search for Bond" to open a pop-up window.

COMPLETE THE TRADE



To search Municipal Bonds, select the state that has issued the bond you wish to buy and then select the "Search Municipal Bonds" link. Once you are satisfied with the bond selection, click on the "Trade" link. Enter the face value in \$1,000 increments. Click "Preview Bond Trade." Re-enter your password and then click "Confirm Trade."

NEED HELP? CONTACT US!



Ask your teacher to [contact your SMG coordinator](#). We're here to help!